

## Important Dates:

### Term 2

Monday 20 April – Friday 3 July

### Public Holidays

- ANZAC Day (Mondayised): Monday 27 April
- King's Birthday – NO SCHOOL: Monday 1 June

### Board Hui

- Tuesday 5 May – 3:30–5:30 pm
- Tuesday 9 June – 3:30–5:30 pm

### School Events

- Year 3–6 Cross Country: Wednesday 13 May (times TBC)
- Grandparents Day: Friday 29 May – 9:00 am–12:30 pm
- Interschool Cross Country: Wednesday 3 June
- Pīpī Manu Fun Run: Thursday 11 June (times TBC)

### School Closure

- **Employment Only Day – School Closed: Friday 5 June**



# Attendance

20.4.26

## Target: Term 1, 2026

Regular Attendance to be higher than 54%

Summary report, directly copied from the Ministry of Education.

### Term 1 Summary

How many students regularly attended school this term?

 Regular Attendance

**55%**

Compared to 44% in Term 1, 2025

 Irregular Absence 27%

Compared to 28% in Term 1, 2025






 Moderate Absence 9%

Compared to 14% in Term 1, 2025

 Chronic Absence 10%

Compared to 14% in Term 1, 2025

What were the main reasons given for absence this term?

-  (M) Illness / Medical Absence 46%
-  (T) Unexplained / Trivial 22%
-  (E) Accepted (but unjustified) 17%
-  (J) Explained and Approved 9%
-  (?) Unknown (Temporary) 3%

How many students were on time to class?

**57%** of students are arriving on-time regularly (i.e. over 90% of the time)



**Congratulations, whānau,**

**WE DID IT!**

Your commitment and dedication to ensuring your child or children attend school is truly commendable. Ngā mihi nui for the important role you play in their learning.

# Attendance

20.4.26

## Target: Term 2, 2026

Regular Attendance to be higher than 45%

Okay, whānau,

# LET'S SEE IF WE CAN DO IT AGAIN THIS TERM?

Regular Attendance Data - Students who were present 90% - 100% of the time					
	Term 1	Term 2	Term 3	Term 4	Yearly Average
2025 National Average	65.90%	58.40%	50.30%	57.30%	57.90%
2026 Deanwell	<b>55%</b>				
2025 Deanwell	<b>44%</b>	<b>35%</b>	<b>26%</b>	<b>39%</b>	<b>36%</b>
2024 Deanwell	32%	35%	36%	34%	34%
2023 Deanwell	41%	23%	32%	31%	32%

We want at least a  
10% improvement  
each term.

